

# MANURE SPREADER N-221/3-3

TECHNICAL SPECIFICATIONS | EQUIPMENT



Year of model 2022

**CynkoMet**<sup>®</sup>  
Czarna Białostocka

### TECHNICAL SPECIFICATIONS

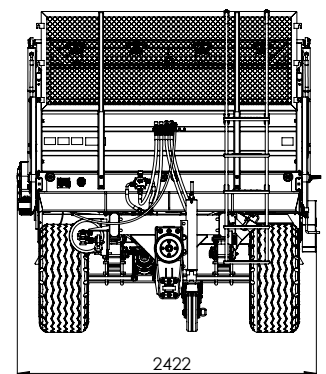
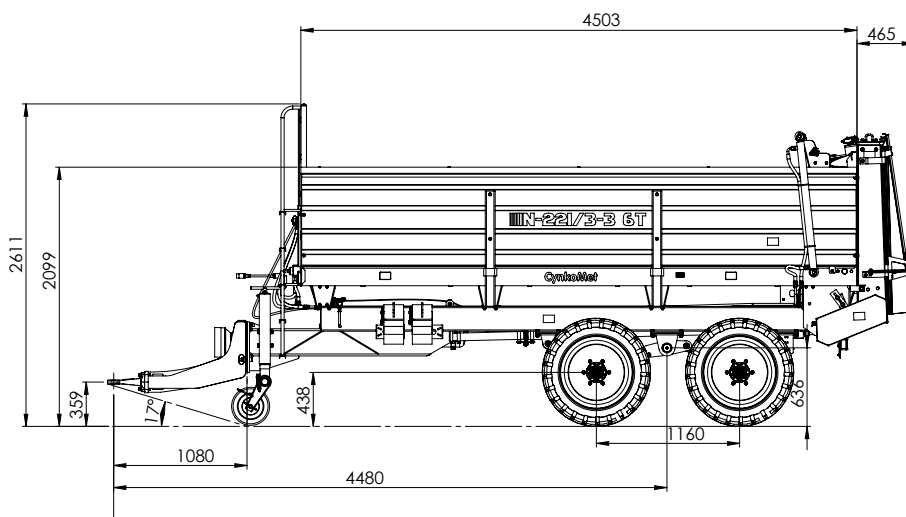
|                              |            |
|------------------------------|------------|
| Load capacity                | ~6,000 kg* |
| Gross vehicle weight rating  | 9,200 kg   |
| Unladen mass                 | ~3,280 kg* |
| Length                       | 6,530 mm   |
| Width                        | 2,426 mm   |
| Height                       | 2,750 mm   |
| Width of cargo box interior  | 2,070 mm   |
| Box wall height              | 800 mm     |
| Floor/wall sheet thickness   | 3/2.5 mm   |
| Height of platform from base | 1,300 mm   |

### DETAILED SPECIFICATIONS

|   |                       |
|---|-----------------------|
| Loading surface                           | 8.8 m <sup>2</sup>    |
| cargo capacity                            | 6.7 m <sup>3</sup>    |
| Track of wheels                           | 1,700 mm              |
| Drawbar coupling height - bottom position | 340 mm                |
| Drawbar coupling height - top position    | 980 mm                |
| Max. tolerable vertical load on drawbar   | 2,500 kg              |
| Max. tolerable load on axles 1 and 2      | 5,000 kg              |
| Suspension                                | tandem on leaf spring |
| Drawbar eye load                          | max 2,500 kg          |
| Tire size                                 | 400/60-15.5           |
| Design speed                              | 30 km/h               |
| Minimum demand for tractor power          | 80 HP                 |
| Spreading width                           | ~6-8 m**              |

\* - unladen mass and loading capacity may vary depending on equipment

\*\* - spreading width may differ from the specified width depending on the material used



| <b>STANDARD MACHINE EQUIPMENT</b>   |
|---|
| <b>Structural elements</b>  |
| Wall height 800 mm  |
| A4VS adapter - 4 inclined vertical worm drums with discs and lime board - hot-galvanized  |
| Hydraulic floor conveyor drive  |
| Hot-galvanized hydraulic rear wall  |
| Two-position drawbar for coupling with the top or bottom hitch of the tractor, with replaceable 50 mm eye, drawbar homologated according to Regulation 55UN ECE |
| Top and bottom frame hot-galvanized (profiles protected on exterior and interior)   |
| Parking handbrake with crank  |
| Straight drawbar support with collapsible steel wheel, partially hot-galvanized   |
| Hot-galvanized conveyor chain, link diameter 11 mm  |
| Exchangeable floor made of hot-galvanized flat sheet  |
| Exterior ladder with anti-skid steps, facilitating access to cargo box  |
| Hydraulic advance with stepless regulation and overload valve   |
| Star wheels made of spheroidal graphite iron  |
| <b>Installations</b>  |
| Lighting installation connector cable with 7PIN 12V plug  |
| 12V lighting, homologated, with bulbs, LED perimeter lighting   |
| Two-line pneumatic brake system   |
| <b>Driving system</b>   |
| New 400/60-15.5 wheels  |
| Axles from renowned company - ADR   |
| <b>Other elements</b>   |
| Two wheel chocks placed in galvanized pockets   |
| Articulated shaft   |

*All of our agricultural machines are designed and tested by our design team using the latest available tools. Manufacturing is performed with the greatest diligence and in adherence to rigorous quality standards.*

**OPTIONAL MACHINE EQUIPMENT**

**Structural elements**

Wall extensions (rear wall included in set) height 750 mm

Additional hydraulic distributor for tractors with two hydraulic sockets

Hydraulic drawbar support

Deflector

**Installations**

Single-line pneumatic brake system

Single-line hydraulic brake system


**Driving system**

New 500/50-17 wheels

**Other equipment**

Wide-angle articulated shaft

Warning triangle



The data and photographs given in the catalog are for illustrative purposes only. This document and the information it contains, including prices, do not constitute a commercial offer within the meaning of art. 66 of the Civil Code. This information may be subject to change as products are continuously improved. The manufacturer reserves the right to change the product's characteristics at any time. Product specifications may change without prior notice.



**HOT-GALVANIZED CONSTRUCTION**